

International  
Institute of  
Social Studies

# Facts and figures 2016/2017

Erasmus University Rotterdam  
Make it happen.

*Erasmus*



## Income ISS Total € 17,184



**Core subsidy  
(incl PhD premiums)**  
€ 10,222



**Tuition fees**  
€ 2,385



**Project income**  
€ 3,111



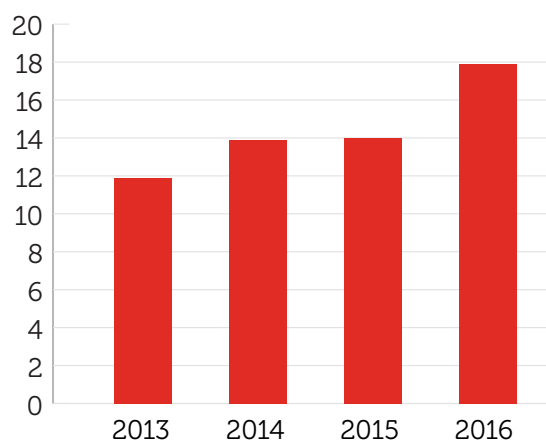
**Other income**  
€ 1,466

### Income overview 2013 - 2016

	2013	2014	2015	2016
Core subsidy	9,953	9,260	9,248	9,561
Doctoral diploma premiums	721	991	641	661
Research income	1,970	2,308	2,279	3,111
Tuition fees	2,449	2,410	2,341	2,385
Other income	1,666	1,932	1,607	1,466
	16,760	16,900	16,116	17,184

Amounts x 1000 Euro

### Project income and research funding as percentage of total income 2013-2016



### Key sponsors of ISS projects

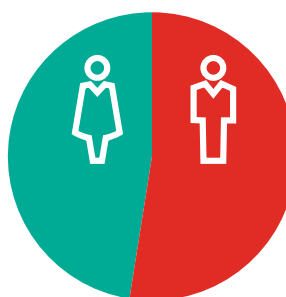


- Netherlands Organisation for Scientific Research (NWO)
- European Commission, Horizon 2020 (H2020), European Research Council
- European Commission, Horizon 2020 (H2020), Marie Skłodowska Curie Action
- European Commission, Horizon 2020 (H2020), Societal Challenge 6
- European Commission Framework Programme 7
- Economic and Social Research Council

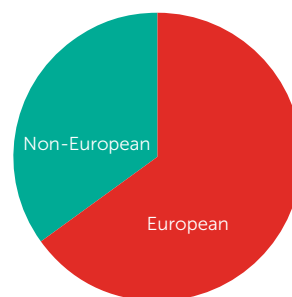
### Research and teaching staff (fte)

	2013	2014	2015	2016
Faculty staff	44.9	44.7	44.9	44.3
Post-docs	2.6	2.3	3.0	5.8
PhD researchers	96.0	103.0	109.0	122.0
Prince Claus Chair in Development and Equity	0.5	0.5	0.5	0.5
<b>Total research staff</b>	<b>144.0</b>	<b>150.5</b>	<b>157.4</b>	<b>172.6</b>

### Faculty staff gender



### Faculty staff nationality



PhD programme

**12**

PhD researchers defended their thesis in 2016



MA programme

**152**

students in 2015/2016

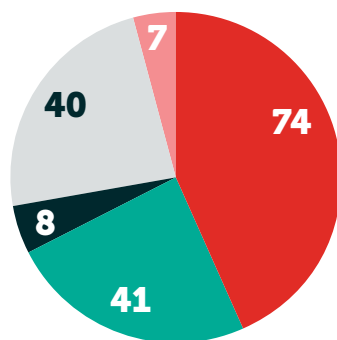
**170**

students in 2016/2017

Main MA student scholarships 2016/2017

Master students: gender 2016-2017

Master students: continent 2016-2017



■ Asia      ■ Africa  
■ Europe      ■ Latin America  
■ North America

Main scholarships

# of students

Netherlands Fellowship Programme	45
GetFund (Ghana)	4
World Bank Scholarship	12
StuNed (Indonesia)	8
Colfuturo (Colombia)	9
Indonesia Ministry of Finance	9
LPDP (Indonesia)	5

Rankings Erasmus University 2016

Times Higher Education World University Rankings

**4<sup>th</sup>**

in the Netherlands

**21<sup>st</sup>**

in Europe

**69<sup>th</sup>**

in the world

QS Top University Rankings



**4<sup>th</sup>**

in Europe  
Erasmus University  
Social Sciences



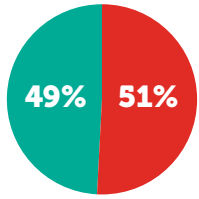
**30<sup>th</sup>**

in the world  
Erasmus University  
Social Sciences

**'The Hague is among the best University Cities according to Times Higher Education World University Rankings.'**

ISS website: [www.iss.nl](http://www.iss.nl)

ISS and social media



■ New visitor  
■ Returning visitor

**222.192**

**people**  
visited the ISS website

average visit time:

**3.39 minutes**

**Top 3 pages**

of the website:

**MA programme**

[www.iss.nl/ma](http://www.iss.nl/ma)

**PhD programme**

[www.iss.nl/phd](http://www.iss.nl/phd)

**Funding and Scholarships**

[www.iss.nl/scholarships](http://www.iss.nl/scholarships)



**Top 5 countries**

origin web visitors:

**India**

**UK**

**Indonesia**

**Ghana**

**Ethiopia**



LinkedIn

**2,600**

**followers**  
of the ISS page

**1,950**

**alumni**  
ISS alumni group



Twitter

**2,100**

**followers**



Facebook

**17,000**

**likes**  
ISS page

**3,300**

**members**  
ISS alumni group

**1,900**

**members**  
vacancy group



Instagram

**600**

**followers**  
ISS\_Erasmus



Flickr

**6,600**

**photos**



Youtube

**530**

**subscriptions**

**335,000**

**views**

**Global engagement**